

INFORMATION AND PRICING GUIDE

A Guide for our future collaboration





TABLE OF CONTENTS

Introduction	01
Meet Florrie	03
Services	05
My Process	06
What to Expect	07
What I Need from You	08
Frequently Asked	09
Investment	10
Success Stories	11

CONGRATULATIONS ON YOUR ENGAGEMENT!

Providing a guiding hand to ensure your vision comes to life

As someone who has planned their own wedding, I understand the stresses that come along with it. You work tirelessly to make everything perfect and cohesive, and there are always unforeseen difficulties along the way. I'd love to be able to help save you time and stress by working with you to design your dream wedding invitation suite. I'll work behind the scenes to make sure this part of the planning is as seamless, effortless and yet still as exciting for you as possible. I'll create designs that are completely bespoke to you, removing all confusion and uncertainty that might be met when using invitation templates.

You can be sure that the end result will be beautiful, unique and exactly as you'd hoped for and more.





BESPOKE DESIGN

ONE-ON-ONE APPOINTMENTS

HAND-CALLIGRAPHY

After having planned my own, perfect wedding, I know that you want your guests to have the best first impression about your big day. Your wedding invitations are the first things that your friends and family will see of your wedding, and the thank you letters are the last, so you want to leave the right impression. I'm here to help you do just that by creating your dream wedding stationery, exactly as you've always imagined - whether elegant and timeless or more modern and fun. When working together, I provide a seamless experience to help make the road to your ideal designs as effortless as possible.

JUST A LITTLE BIT ABOUT ME

HELLO!

MY NAME IS FLORRIE

calligrapher, artist and designer



As the owner of de Havilland Memories and the designer behind the products, I draw my inspiration from all sorts of surprising and unlikely places. I'm British and Icelandic and have lived in Germany for more than seven years, but am now back in the UK and living my dream, artist life!

Having a Masters in Mechanical Engineering and worked in the space sector for many years, I pride myself on being able to find a logical solution to any problems, and keep calm when the going gets hot.

Whilst engineering wasn't my calling in life, it lead me to set up de Havilland Memories, leaving engineering behind to start learning about the printing process. Luckily, I've brought with me my attention to detail and logical thinking.

This beautiful machine marries my two main passions together perfectly - designing invitations and mechanical devices.

My Heidelberg Platen, Penelope, was built in 1960, meaning the number of electrical parts are minimal, but the amount of fun I can have maintaining her and getting my hands dirty is unlimited!



Penelope

I'm a really easy-going cat lover who enjoys meeting and connecting with new people. Outside of painting, designing and calligraphy, I spend a lot of time on my other hobbies, such as flower arranging and sewing. If all of this sounds like someone you'd like to get to know and work with, please feel free to send me a message as I love to chat!

STATIONERY WHAT I OFFER

At de Havilland Memories, I provide a variety of services ranging from invitations and on-the-day stationery to calligraphy and signage. If you can think of anything you'd like, just let me know and I'll make it a reality. Having worked on neon signs to giant, wooden table plans, I'm always up for a challenge and new adventure!



Invitations

From Save the Dates to thank-you letters, I create all the stationery you can think of!



Day-of Items

Menu cards, place names and programmes are the most sought after on-the-day items.



Calligraphy

After many years of studying calligraphy, I offer this service to my couples to elevate their invitation suite and give it a special feel.

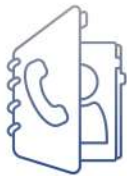


Signage

Whether you're after a welcome sign or a large seating chart, I'm always happy to try out new products.

SERVICES

HOW IT WORKS



STEP 1

Book a one-to-one
appointment



STEP 2

Get to know each other
and more about your
wedding via video call



STEP 3

Starting design rounds



STEP 4

You get your wedding
items sent straight to
your door

WORKING WITH ME

WHAT TO EXPECT

GENERAL

No matter what you're after, whether a whole wedding invitation suite, on-the-day items or calligraphy embellishments, I like to start off with a one-to-one video call. This way I'm able to get to know you better as a couple and can start to feel the vibe of your wedding and relationship.

WEDDING INVITATIONS

- Once we've had our first call, I will send over a quote. This can be amended at a later date if you decide you need more invitations/other items.
- Once the quote is approved, I'll send over an invoice and a contract where you'll pay a 50% retainer before I start working on your designs. The other 50% is due when the invitations are in your hands.
- Once payment is received, I start the design process by coming up with 3 initial sketches of the ideas we spoke about in our chat.
- You'll look over these and make comments, choosing your favourite. I'll use your comments to create a more finalised look to your invitations, which you'll comment on again.
- We'll do several design rounds with back and forth commenting and new designs. The amount depends on the couple - sometimes it's only one, sometimes it's more.
- When a final design is selected, I'll send you over a print release form, which will allow you to double check that everything is spelled correctly, and then I can print and send you your invitations!
- When you receive your invitations, I'll send over an invoice for the remaining balance.



Florrie was amazing throughout the planning of our wedding. She guided me through the process, listening to my vague and crazy ideas and somehow creating something beautiful and perfect out of it! Couldn't recommend her more, she will make the whole process stress free and add to the excitement of your big day!

Stefanie Vansteenkiste

ON-THE-DAY

- This works similarly to the invitations, but as we usually have a finalised design in mind, the creation of your products is quicker.
- We will undergo design rounds, just like before, and your items will be sent to you via post. If you're ordering large signage, this will be sent via courier a couple of days before your wedding so you can be certain everything will arrive on time.

YOUR HOMEWORK




What I need from you




Number of invitations required

Generally, this is half the number of guests as invitations are sent out per household. This is a fine estimation for an initial quote, but will need to be updated for a final quote.




Exact spelling of names

I need your full names, including middle names, so that they're not misspelt on the invitations. Please double check these as this is VERY important!



Full addresses and postcodes with times

It's good when your guests know where they need to be and at what time!



Invitation wording

You might not know now exactly what you'd like written on your invitations, and I'm really happy to help with suggestions. However, if you already know your preferred wording, now's the time to let me know!

FREQUENTLY ASKED QUESTIONS

Why should I go bespoke?

By going bespoke with your wedding stationery, you will end up with a product that is cohesive throughout your entire wedding and unique only to you. I don't use my designs with any other clients, meaning that you really have something special, just for you.

How many invitations should I order?

You will need one invitation per household plus at least 10 spares to be sure you have enough in the event that someone has been forgotten, you've made a new friend you'd like to invite, or you lose a couple before sending.

How long does it take to receive my invitations?

The design process for a fully bespoke wedding suite usually takes at least 2 months from our first consultation to the printing of the wedding stationery. This gives us enough time to go through enough design rounds to ensure you have your dream invitations.

Invitations get thrown away after the event, why spend so much?

Whilst the majority of your guests might throw your invitations away after your wedding, having beautifully designed wedding stationery remains a beautiful memento of your special day. I can guarantee your nearest and dearest loved ones will hold onto their invitations forever and a lot of friends will take home and treasure their place cards at their seat too.

I'm not sure this is for me, how do I find out?

The best way to see if we'll be a match is to have a look over my portfolio. Here, you can see my past work and if my aesthetic resonates with your dream wedding stationery. If so, go ahead and schedule a call with me and we can discuss things further and go from there.

DE HAVILLAND MEMORIES INVESTMENT



The following prices are for 50 invitations, which equates to about 100 guests.
I have a minimum order of £500 for digital printing and £1000 for letterpress.

Wedding Invitations			
Digital Print		Letterpress Print	
Invitations, A5	£225	Invitations, A5	£317
Save the Dates, A5	£196	Save the Dates, A5	£250
Insert Cards, A6	£77	Insert Cards, A6	£158
R.S.V.P. Cards	£93	R.S.V.P. Cards	£123
Extras		On the Day	
Monogram	£200	Menus	£150
Venue Sketch	£150	Place Cards	£100
Envelope Liners	£100	Favour Tags	£100
Belly Bands	£125	A1 Seating Plan	£150
Wax Seals	£150	Table Numbers x5	£30
Before and After Wedding		Envelopes	
Engagement Party Invitations	£125	Calligraphy on Outer Envelope x1	£5
Bridal Shower Invitations	£125	Calligraphy on Inner Envelope x1	£3
Bridal Shower Thank You Cards	£100	Inner/Outer Envelope Set x1	£7
Rehearsal Dinner Invitations	£125	R.S.V.P. Envelope x1	£4
Wedding Thank You Cards	£100	Envelope Address Printing x50	£150
Custom Calligraphy (Inc. Digitising Fee)			
Names for Invitation	£100	Return Address	£100
Invitation Element (e.g. Location)	£75	Place Cards	£4
Menu or Order of Service Header	£100	Escort Cards	£3

SUCCESS STORY

FRAN AND VINCENZO



LONDON, ENGLAND

MAY 2021

We are so happy with the bespoke wedding stationery Florrie created for us. She took the time to understand what styles we liked and talked us through the different types of paper. Her passion for wedding stationery is evident and we felt completely at ease. The end result was exactly, if not more than, what we imagined and really brought together the theme for our wedding! We would recommend Florrie to anyone who is looking for a really personal touch to your wedding - that stationery is what becomes a memento and something which we will always associate with our day.

SUCCESS STORY

ALICE AND MARC



ALTEA, SPAIN

JULY 2022

I am so grateful I Found Florrie to support us with invitations, menus and seating plan for our wedding this summer. She is super responsive and bring a lot of ideas to make your designs unique. Thank you so much 🙏

I recommend anytime

THANK YOU!



I'm looking forward to connecting with you.

If you have any questions or queries, please don't hesitate to contact me.

info@dehavillandmemories.com
078 21 14 07 00

